

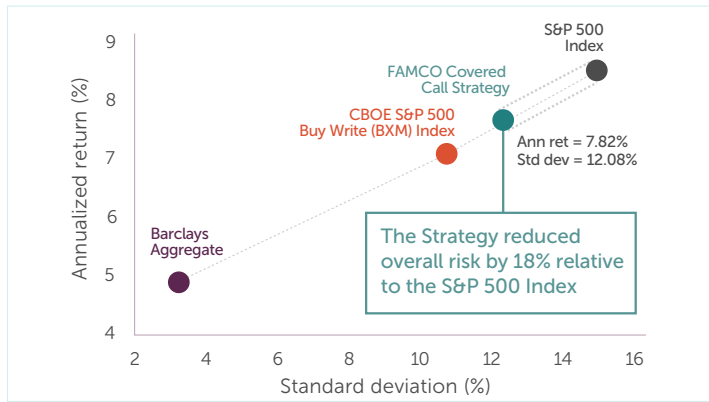
First Investors Funds

Covered Call Strategy Fund

Offering investors a core equity solution with the added benefit of a covered call overlay that aims to provide more consistent returns

The First Investors Covered Call Strategy Fund offers a core equity solution with the additional benefit of income from writing covered calls on the Fund's holdings that aims to provide smoother, more consistent returns. The investment management team of the subadviser, Ziegler Capital Management, based on over 20 years of experience managing the FAMCO Covered Call Strategy, invests in high-quality, high-conviction stocks with deep liquidity to maintain exposure to the large-cap equity market and execute a highly efficient, call writing strategy.

Reduce risk while maintaining returns



Source: Ziegler Capital Management, FAMCO Covered Call composite is gross of fees, 12/31/96-9/30/18. **Past performance does not guarantee future results.**

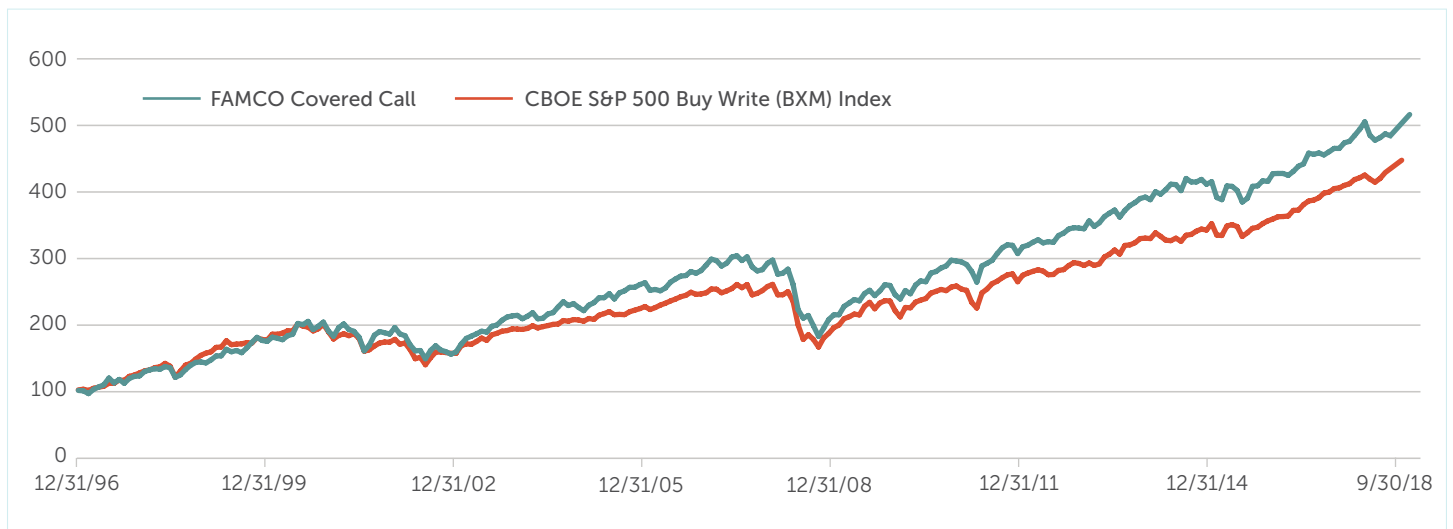
Performance across market cycles

Bear Market S&P 500 < 0%		Modest Market S&P 500 0% – 8%		Bull Market S&P 500 > 8%	
FAMCO	S&P 500	FAMCO	S&P 500	FAMCO	S&P 500
-8.58%	-16.96%	5.66%	4.43%	14.45%	19.04%
Downside Capture Ratio 51%		Upside Capture Ratio 128%		Upside Capture Ratio 76%	

Source: Ziegler Capital Management, FAMCO Covered Call composite is gross of fees, 12/31/97-9/30/18. **Past performance does not guarantee future results.**

The First Investors Covered Call Strategy Fund has been offered since April 2016 and is managed in the same manner as the FAMCO Covered Call Strategy.

Solid Long Term Performance vs the Index



Source: Ziegler Capital Management. FAMCO Covered Call composite is gross of fees, 9/30/18 Index is unmanaged and has been provided for comparison purposes only. No fees or expenses are reflected. Investors cannot invest directly in an index. **Past performance does not guarantee future results.**

First Investors Covered Call Strategy Fund – A core equity solution

A: FRCCX | Advisor: FRCDX | Institutional: FRCEX

Average Annual Total Return Performance as of 9/30/18 (%)

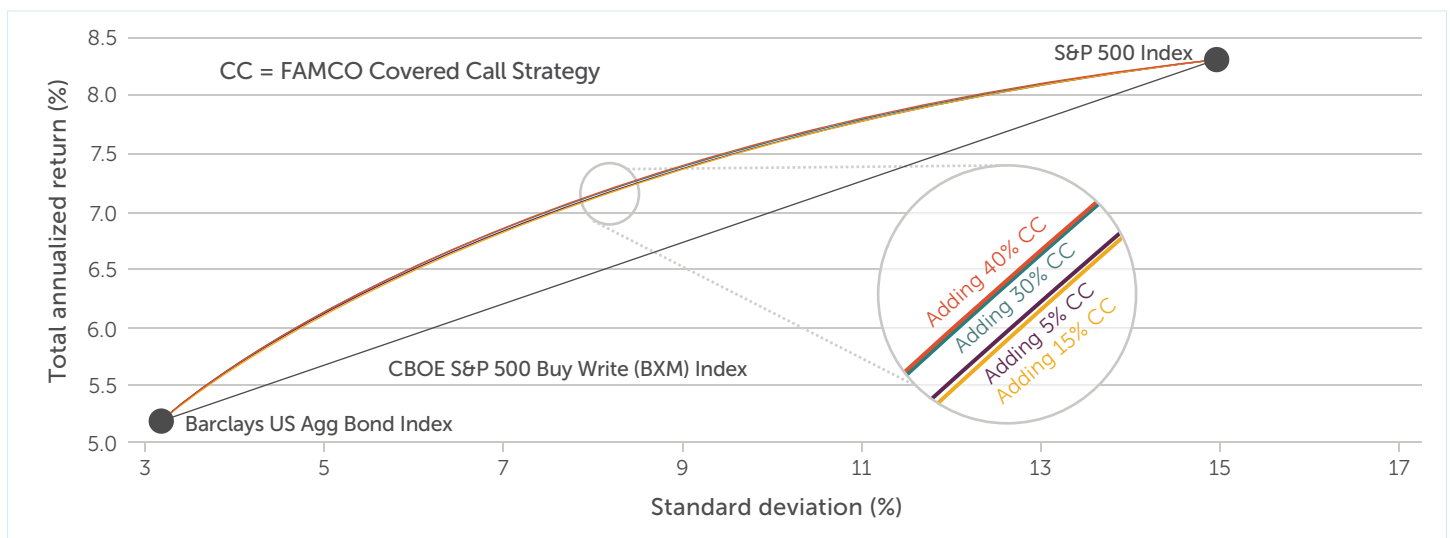
Class	QTD	YTD	1 Year	Since Fund Inception (4/1/2016)
A Shares without Sales Charge	5.80	2.81	6.79	8.00
A Shares with Sales Charge	-0.25	-3.12	0.67	5.47
Advisor	5.90	3.04	7.09	8.33
Institutional	5.88	3.09	7.19	8.49
CBOE S&P 500 Buy Write (BXM) Index	4.91	6.78	9.76	11.01
S&P 500 Index	7.71	10.56	17.91	16.96
Morningstar Options-based	3.33	3.14	5.11	5.35

Fees and Expenses

Shareholder fees (fees paid directly from the shareholder's investment)	Class A	Advisor Class	Institutional Class
Ticker	FRCCX	FRCDX	FRCEX
CUSIPs	320616832	320616824	320616816
Maximum sales charge (load) imposed on purchases (as a percentage of offering price)	5.75%	None	None
Maximum deferred sales charge (load) (as a percentage of the lower of purchase price or redemption price)	1.00% ¹	None	None
Annual Fund Operating Expenses	Class A	Advisor Class	Institutional Class
Management Fees	0.80%	0.80%	0.80%
Distribution and Service (12b-1) Fees	0.25%	None	None
Other Expenses ²	0.31%	0.26%	0.16%
Total Annual Fund Operating Expenses	1.36%	1.06%	0.96%
Fee Limitation and/or Expense Reimbursement ³	0.06%	0.09%	0.12%
Total Annual Fund Operating Expenses After Fee Limitation and/or Expense Reimbursement	1.30%	0.97%	0.84%

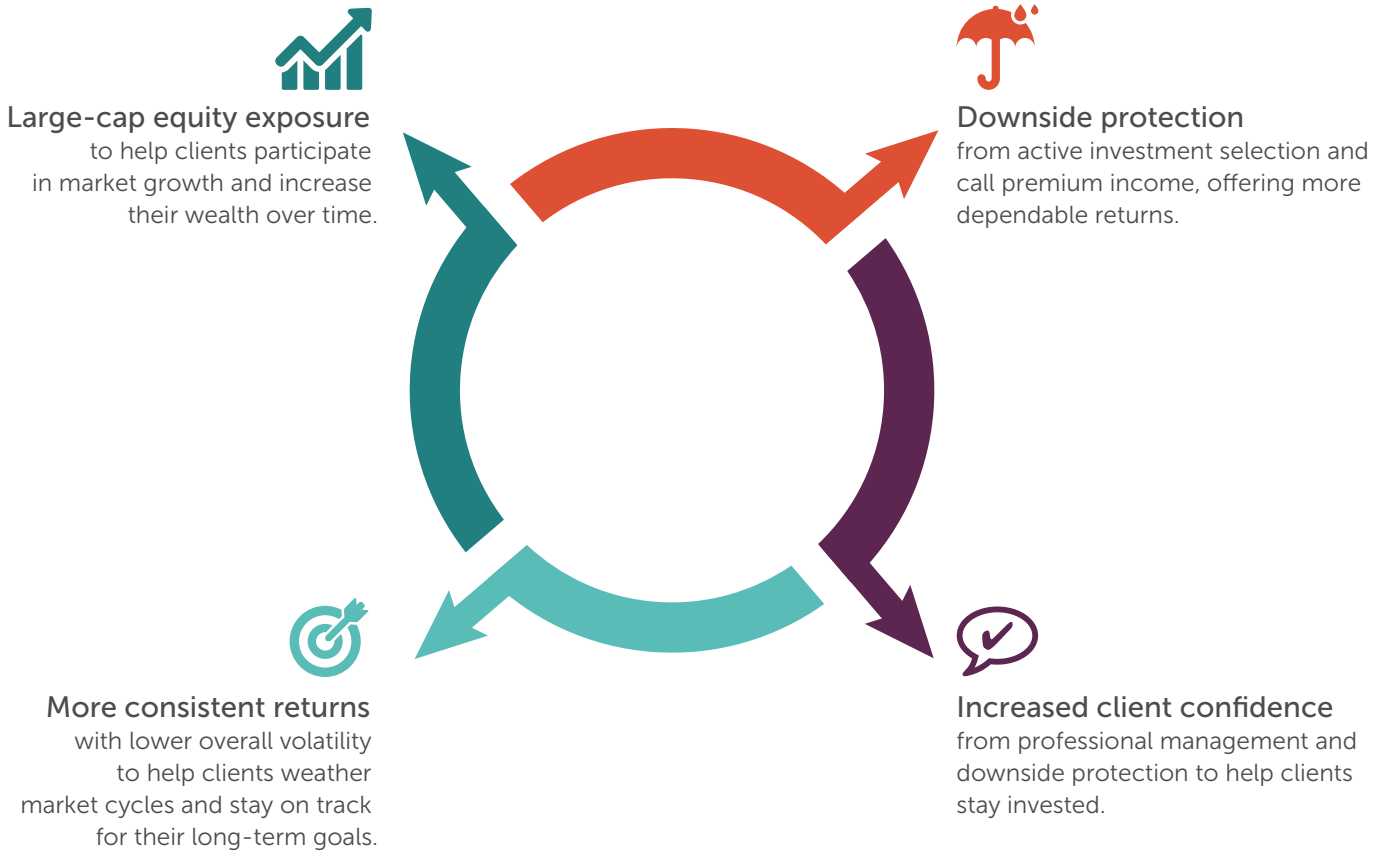
The influence of adding an allocation to the First Investors Covered Call Strategy Fund is best shown by looking at the overall risk-return profile of the FAMCO Covered Call Strategy compared to the performance of an all-bond index, all-equity index and the CBOE buy-write call index.

Influence of strategy on portfolios (hypothetical illustrations)



Source: Bloomberg. Portfolio shows the combination of S&P 500 Index, Barclays U.S. Aggregate Bond Index and FAMCO Covered Call Strategy from 12/31/96 - 12/31/17. Indexes are unmanaged and have been provided for comparison purposes only. No fees or expenses are reflected. Investors cannot invest directly in an index. For illustrative purposes only. Hypothetical positions are used here and actual markets conditions may have a different impact on a portfolio. **Past performance does not guarantee future results.**

First Investors Covered Call Strategy Fund offers



Consistency is the key to our success

Offered for over two decades, the FAMCO Covered Call Strategy has looked to consistency as its central pillar. The First Investors Covered Call Strategy Fund also offers investors access to:

- Carefully selected, high-quality investments and covered call writing
- Disciplined investment selection and call writing processes that can be implemented in all market cycles
- An expert team with more than 20 years of experience managing covered call strategies and led by the Strategy's founding portfolio manager



Email us at
sales@firstinvestorsfunds.com



Call your First Investors Internal
Sales Team at 800 524 2803 (Option 2)



Go to
firstinvestorsfunds.com

¹ A contingent deferred sales charge of 1% will be assessed on certain redemptions of Class A shares that are purchased without a sales charge.

² Expenses are based on estimated expenses expected to be incurred for the fiscal year ending September 30, 2018.

³ The Adviser has contractually agreed to limit fees and/or reimburse expenses of the Fund until at least January 31, 2019, to the extent that Total Annual Operating Expenses (exclusive of interest expenses, taxes, brokerage commissions, acquired fund fees and expenses, dividend costs related to short sales, and extraordinary expenses, such as litigation expenses, if any) exceed 1.30% for Class A and 0.97% for Advisor Class. The Adviser can be reimbursed by the Fund within three years after the date the fee limitation and/or expense reimbursement has been made by the Adviser, provided that such repayment does not cause the expenses of the Fund's Class A or Advisor Class shares to exceed the applicable expense ratio in place at the time the expenses are waived or assumed or the current limits established under the Expense Limitation Agreement. The fee limitation and/or expense reimbursement may be terminated or amended prior to January 31, 2019, only with the approval of the Fund's Board of Trustees.

Important Disclosures

The S&P 500 Index is an index of 500 stocks seen as a leading indicator of U.S. equities and a reflection of the performance of the large cap universe.

The CBOE S&P 500 Buy Write (BXM) Index is designed to track the performance of a hypothetical buy-write strategy on the S&P 500 Index.

The Barclays US Aggregate Bond Index provides a measure of the performance of the U.S. investment grade bonds market. This includes investment grade U.S. Government bonds, investment grade corporate bonds, mortgage pass-through securities and asset-backed securities that are publicly offered for sale in the United States.

The Morningstar Options-based Category consists of portfolios that use options as a significant and consistent part of their overall investment strategy.

All investments involve risk, including possible loss of principal. You can lose money by investing in a fund. There is no guarantee that the Fund's investment objective will be achieved. The principal risks of investing in this Fund are: American Depository Receipts Risk, Call Options Risk, Dividend Risk, Exchange-Traded Funds Risk, Market Risk, Mid-Size and Small-Size Company Risk, Security Selection Risk, High Portfolio Turnover Risk and Tax Risk. Past performance is no guarantee of future results.

The performance for ZCM's Covered Call Composite (Composite), which is a composite of accounts managed by ZCM and FAMCO, which ZCM acquired in May 2015, that have investment objective, policies and strategies substantially similar to those of the Covered Call Strategy Fund. The inception date of the Composite is January 1, 1997. The performance of the Composite prior to June 1, 2015 reflects the performance during the period when FAMCO was the named investment adviser of the Composite accounts. The Composite includes all fully discretionary, fee-paying, actively managed Covered Call accounts that have investment objectives, policies and strategies substantially similar to those of the Covered Call Strategy Fund. The performance information for the Composite has been provided by ZCM and relates to the historical performance of all accounts substantially similarly managed by ZCM and, prior to June 1, 2015, FAMCO, as measured against a broad-based index.

The performance of the Composite does not represent the historical performance of the Covered Call Strategy Fund and should not be considered indicative of future performance of the Covered Call Strategy Fund. Composite accounts valued daily on trade date basis and include dividends and interest and all realized/unrealized capital gains & losses. Return calculations time-weighted to account for periodic contributions/withdrawals. Performance results calculated on before tax, total return basis and performance would have been lower if taxes were included. The composite returns consist of size-weighted portfolio returns using beginning period values to weight portfolio returns. The net of fee returns reflect deduction of expenses incurred by Composite accounts and, with respect to accounts that are not registered investment companies, the highest management fees charged within Composite accounts applied. The Covered Call Strategy Fund's expenses for Class A shares are higher than expenses used to calculate performance of various Composite accounts. Therefore, if Composite had included Covered Call Strategy Fund's expenses for Class A shares, performance would have been lower. Composite performance would be lower if adjusted to reflect sales charges of Class A shares of the Covered Call Strategy Fund. Certain restrictions imposed by law on registered investment companies such as the Covered Call Strategy Fund, including the diversification requirements imposed by the Investment Company Act of 1940, as amended, and the Internal Revenue Code of 1986, as amended, are not applicable to certain accounts included in the Composite and may have adversely affected the performance of the Composite had they been applicable.

The performance of the Composite is based on calculations that are different than the standardized method of calculations required by the SEC that are used to calculate the Covered Call Strategy Fund's performance. If the SEC's standardized methodology had been used to calculate the performance of the Composite, performance would have been lower.

For more information about any First Investors Funds, you may obtain a free prospectus by calling 800-524-2803 (option 2) or visiting our website at firstinvestorsfunds.com. You should consider the investment objectives, risks, charges and expenses of the funds carefully before investing. The prospectus contains this and other information about the funds, and should be read carefully before you invest or send money. An investment in these funds is not a bank deposit and is not insured or guaranteed by the Federal Deposit Insurance Corporation (FDIC) or any other government agency.

This communication has not been tailored for any specific recipient and should not serve as a primary basis for investment decisions with respect to plan assets. Accordingly, this communication should not be construed as a recommendation or as providing any fiduciary investment advice under the Employee Retirement Income Security Act of 1974, as amended, or Section 4975 of the Internal Revenue Code of 1986, as amended, and none of Foresters Financial Services, Inc. or its affiliates are acting as an investment advice fiduciary to any plan with respect to such communication.

Foresters Financial™ and Foresters™ are the trade names and trademarks of The Independent Order of Foresters, a fraternal benefit society, 789 Don Mills Road, Toronto, Canada M3C 1T9 and its subsidiaries, including Foresters Financial Holding Company, Inc. (FFHC). Foresters Financial Services, Inc. is a registered broker-dealer and subsidiary of FFHC. Securities, life insurance and annuity products are offered through Foresters Financial Services, Inc. Insurance products are issued by Foresters Life Insurance and Annuity Company, New York, or The Independent Order of Foresters.